

## 72-197 R and R rear door fixed glass

---

### Removal


---

- 1 Remove crank window (72-191).
- 2 Remove flexible window run channel in rear upper range (72-198).


- 3 Unscrew screw at top of window web.



- 4 Unscrew screw at bottom of window web.




- 5 Pull-off window web and remove in downward direction through assembly opening.



## 72-197 R and R rear door fixed glass

---

6 Pull out window with sealing frame in forward direction.



### Installation

---

7 For installation proceed vice versa.